

Nifty Snapshot

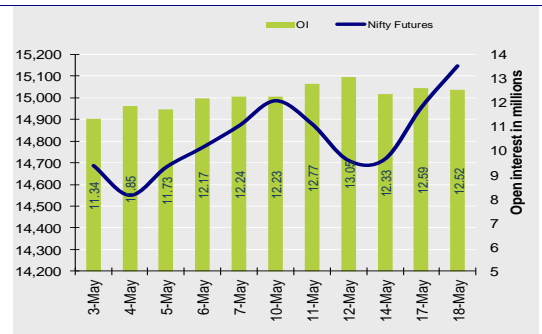
	Close	Prv Cl.	Ab chg	% chg
Spot	15,108.1	14,923.1	184.95	1.24
Futures	15,144.8	14,952.1	192.75	1.29
OI (ml shr)	12.52	12.59	-0.06	-0.49
Vol (lots)	132821	128749	4072	3.2
COC	36.75	28.95	7.80	26.9
PCR-OI	1.39	1.40	-0.01	-0.7

Market Summary:

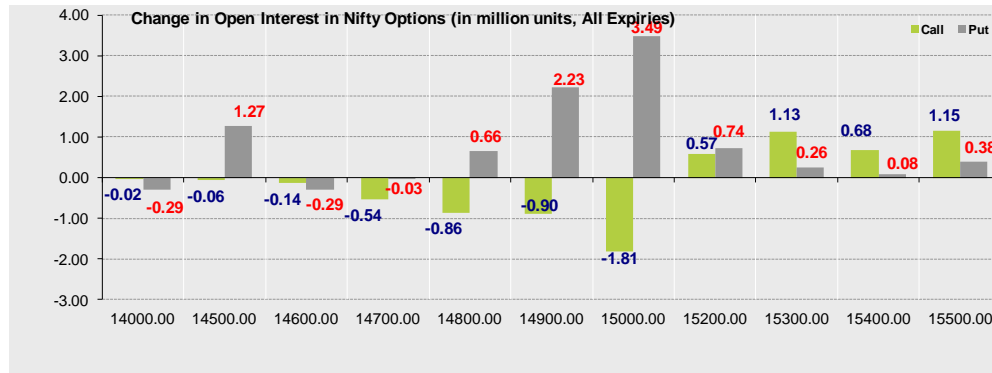
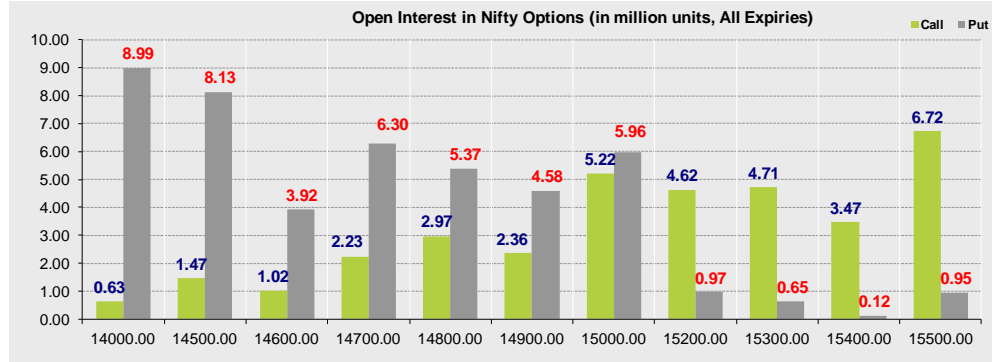
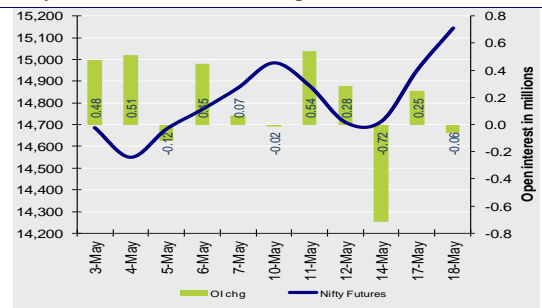
- Indian markets closed on a positive note where buying was mainly seen in Banking, Finance, Automobile sectors. Nifty May Future closed at 15144.80 (up 192.75 points) at a premium of 36.75 pts to spot.
- FII's were net buyers in Cash to the tune of 618.49 Cr and were net buyers in index futures to the tune of 3076.02 Cr.
- India VIX decreased by 1.87% to close at 19.24 touching an intraday high of 19.61.

Open Interest in Nifty Options:

Nifty Futures Price v/s OI



Nifty Futures Price v/s Change in OI



Institutional Activity in previous trading session

(in Rs cr.)	Buy	Sell	Net
Index Futures	6192.64	3116.62	3076.02
Index Options	330513.51	324552.12	5961.39
Stock Futures	14384.96	15341.69	-956.73
Stock Options	19777.26	19603.98	173.28
FII Cash	8,433.44	7,814.95	618.49
DII Cash	6,301.03	5,851.51	449.52

Net FII Activity (in Rs cr.)

Date	Idx Fut	Stk Fut	Idx Opt	Cash
18-May	3076.0	-956.7	5961.4	618
17-May	886.4	1057.8	-4496.4	-2256
14-May	625.2	-902.0	4643.9	-2608
12-May	-555.7	-2479.5	10252.9	-1261
11-May	-2220.2	-1090.0	-3240.5	-336
10-May	-322.1	-1674.4	2621.6	584

- The above second chart shows previous trading day's change in Nifty options where Addition in OI were seen in 15200, 15100, 15000 strike Puts and at 15200, 15300, 15500 strike Calls indicating market is likely to remain bullish in near term.
- Highest OI build-up is seen at 15500 strike Call and 14000 strike Put, to the tune of 6.72mn and 8.99mn respectively.

Outlook on Nifty:

- Index is likely to open on a negative note today and is likely to remain range-bound during the day.

Technical Pivot (Intraday):

	S2	S1	PIVOT	R1	R2
NIFTY	15030	15085	15130	15190	15235
BANKNIFTY	33585	33815	34030	34260	34475

Volume Buzzers (Contract wise)

Symbol	Current Volume	Volume Change	Price Chg	One Month Avg
PVR	3711	317%	3.4%	2780
CONCOR	4864	283%	7.0%	1677
DEEPAKNTR	3887	264%	4.3%	1916
POWERGRID	6982	240%	2.4%	2665
JUBLFOOD	4864	228%	5.3%	2257
HINDPETRO	5078	201%	5.3%	3053
CANBK	1317	195%	-4.4%	4728
BPCL	7130	171%	1.4%	6783
IRCTC	4490	170%	4.3%	1992
BAJAJ-AUTO	6469	168%	5.0%	2703

Stock Ideas

- TATASTEEL & RELIANCE calls of strike 1200 & 2000 respectively were amongst the most active Calls whereas SBIN & RELIANCE puts of strike 380 & 1900 respectively were amongst most active Puts.
- MINDTREE & ESCORTS are likely to show good strength whereas BHARTIARTL & CANBK are likely to show weakness in today's trading session.

(Price is in Rs; OI is in million units; Price chg and OI chg are in percentage) **NB RESEARCH**

Fresh Longs seen in:

Scrip	Price	Price chg	OI	OI Chg
MINDTREE	2101.4	0.6	1.8	15.9
ASHOKLEY	123.6	6.5	37.1	14.4
FINNIFTY	16196	1.6	0.0	12.8

Fresh Shorts seen in:

Scrip	Price	Price chg	OI	OI Chg
BHARTIARTL	538.6	-2.1	112	10.2
GODREJCP	820.1	-2.7	5.5	6.5
ALKEM	2964.9	-1.0	0.4	3.8

Short Covering seen in:

Scrip	Price	Price chg	OI	OI Chg
ESCORTS	1183.0	3.6	3.1	-13.6
CONCOR	610.1	7.0	6.8	-10.3
RBLBANK	199.6	0.8	23.0	-10.3

Long Unwinding seen in:

Scrip	Price	Price chg	OI	OI Chg
CANBK	146.9	-4.4	52.5	-11.1
BRITANNIA	3487.0	-0.3	1.7	-6.2
SBIN	383.4	-0.4	110	-2.0

Technical Pivot (Intraday):

Script Name	S2	S1	PIVOT	R1	R2
MINDTREE	2054	2078	2110	2134	2166
BHARTIARTL	525	532	543	550	561
ESCORTS	1111	1147	1168	1203	1224
CANBK	138	142	150	154	162

FROM THE EQUITY DERIVATIVE DESK:

NIRAV HARISH CHHEDA
SENIOR DERIVATIVES AND TECHNICAL ANALYST
E-Mail: nirav.chheda@nirmalbang.com
Tel no: 6273-8199/8000

AMIT BHUPTANI
DERIVATIVES AND TECHNICAL ANALYST
E-Mail: amit.bhuptani@nirmalbang.com
Tel no: 6273-8242/8000

Disclaimer

Nirmal Bang Securities Private Limited (hereinafter referred to as "NBSPL") is a registered Member of National Stock Exchange of India Limited, Bombay Stock Exchange Limited and MCX stock Exchange Limited. We have been granted certificate of Registration as a Research Analyst with SEBI. Registration no. is INH000001766 for the period 23.09.2015 to 22.09.2020.

NBSPL or its associates including its relatives/analyst do not hold any financial interest/beneficial ownership of more than 1% in the company covered by Analyst (in case any financial interest is held kindly disclose)

NBSPL or its associates/analyst has not received any compensation from the company covered by Analyst during the past twelve months. NBSPL /analyst has not served as an officer, director or employee of company covered by Analyst and has not been engaged in market making activity of the company covered by Analyst.

The views expressed are based solely on information available publicly and believed to be true. Investors are advised to independently evaluate the market conditions/risks involved before making any investment decision.

Stock Name	Call (Buy/Sell)	Entry price	Targets	Stop Loss	Duration	Status
MOTHERSUMI 260CE	BUY	5.4	10	3	BTST	OPEN
MARUTI 7000CE	BUY	85	120	40	BTST	OPEN
ONGC 120CE	BUY	2.4	6	1	Positional	OPEN

NIFTY50 Options OI (CE OI = Resistance) (PE OI = Support)

Symbol	Highest CE OI	Highest PE OI	CMP
ADANIPTS	800	700	781
ASIANPAINT	2900	2700	2832
AXISBANK	720	700	713
BAJAJ-AUTO	4100	3900	4072
BAJAJFINSV	12000	10000	11454
BAJFINANCE	6000	5000	5703
BHARTIARTL	600	540	539
BPCL	450	420	451
BRITANNIA	3500	3400	3487
CIPLA	1000	900	889
COALINDIA	160	140	147
DIVISLAB	4200	4000	4045
DRREDDY	5500	5000	5242
EICHERMOT	2600	2500	2584
GRASIM	1500	1300	1400
HCLTECH	1000	900	935
HDFC	2600	2400	2514
HDFCBANK	1500	1400	1476
HDFCLIFE	700	650	670
HEROMOTOCO	3000	2800	2923
HINDALCO	420	370	403
HINDUNILVR	2500	2300	2385
ICICIBANK	620	600	634
ITC	220	200	211
INDUSINDBK	1000	900	978

NIFTY50 Options OI (CE OI = Resistance) (PE OI = Support)

Symbol	Highest CE OI	Highest PE OI	CMP
INFY	1400	1300	1346
IOC	110	90	106
JSWSTEEL	800	700	721
KOTAKBANK	1800	1700	1764
LT	1500	1300	1423
M&M	800	750	799
MARUTI	7000	6000	6844
NESTLEIND	17500	16000	17238
NTPC	110	105	113
ONGC	120	115	117
POWERGRID	240	200	234
RELIANCE	2000	1900	1995
SBILIFE	1000	940	973
SBIN	400	350	383
SHREECEM	30000	25000	27607
SUNPHARMA	720	650	692
TATACONSUM	700	600	656
TATAMOTORS	350	300	334
TATASTEEL	1200	1000	1182
TCS	3200	3000	3089
TECHM	1000	900	975
TITAN	1600	1400	1541
ULTRACEMCO	7000	6000	6665
UPL	800	700	773
WIPRO	520	450	510

DISCLOSURES

Research Reports that are published by Nirmal Bang Securities Private Limited (hereinafter referred to as "NBSPL") are for private circulation only. NBSPL is a registered Research Analyst under SEBI (Research Analyst) Regulations, 2014 having Registration no. INH000001766. NBSPL is also a registered Stock Broker with National Stock Exchange of India Limited, BSE Limited, Metropolitan Stock Exchange of India Limited, Multi Commodity Exchange of India Limited, National Commodity and Derivative Exchange Limited and Indian Commodity Exchange Limited in cash and Equity and Commodities derivatives segments.

NBSPL has other business divisions with independent research teams separated by Chinese walls, and therefore may, at times, have different or contrary views on stocks and markets.

NBSPL or its associates have not been debarred / suspended by SEBI or any other regulatory authority for accessing / dealing in securities Market. NBSPL, its associates or analyst or his relatives do not hold any financial interest (Except Investment) in the subject company. NBSPL or its associates or Analyst do not have any conflict or material conflict of interest at the time of publication of the research report with the subject company. NBSPL or its associates or Analyst or his relatives may or may not hold beneficial ownership of 1% or more in the subject company at the end of the month immediately preceding the date of publication of this research report.

NBSPL or its associates / analyst has not received any compensation / managed or co-managed public offering of securities of the company covered by Analyst during the past twelve months. NBSPL or its associates have not received any compensation or other benefits from the company covered by Analyst or third party in connection with the research report. Analyst has not served as an officer, director or employee of Subject Company. NBSPL / analyst has not been engaged in market making activity of the subject company. Analyst Certification: The research analysts and authors of these reports, hereby certify that the views expressed in this research report accurately reflects my/our personal views about the subject securities, issuers, products, sectors or industries. It is also certified that no part of the compensation of the analyst(s) was, is, or will be directly or indirectly related to the inclusion of specific recommendations or views in this research. The analyst(s) principally responsible for the preparation of this research report and has taken reasonable care to achieve and maintain independence and objectivity in making any recommendations.

DISCLAIMER

This report is for the personal information of the authorized recipient and does not construe to be any investment, legal or taxation advice to you. NBSPL is not soliciting any action based upon it. Nothing in this research shall be construed as a solicitation to buy or sell any security or product,

or to engage in or refrain from engaging in any such transaction. In preparing this research, we did not take into account the investment objectives, financial situation and particular needs of the reader.

This research has been prepared for the general use of the clients of NBSPL and must not be copied, either in whole or in part, or distributed or redistributed to any other person in any form. If you are not the intended recipient you must not use or disclose the information in this research in any way. Though disseminated to all the customers simultaneously, not all customers may receive this report at the same time. NBSPL will not treat recipients as customers by virtue of their receiving this report. This report is not directed or intended for distribution to or use by any person or entity resident in a state, country or any jurisdiction, where such distribution, publication, availability or use would be contrary to law, regulation or which would subject NBSPL & its group companies to registration or licensing requirements within such jurisdictions.

The report is based on the information obtained from sources believed to be reliable, but we do not make any representation or warranty that it is accurate, complete or up-to-date and it should not be relied upon as such. We accept no obligation to correct or update the information or opinions in it. NBSPL or any of its affiliates or employees shall not be in any way responsible for any loss or damage that may arise to any person from any inadvertent error in the information contained in this report. NBSPL or any of its affiliates or employees do not provide, at any time, any express or implied warranty of any kind, regarding any matter pertaining to this report, including without limitation the implied warranties of merchantability, fitness for a particular purpose, and non-infringement. The recipients of this report should rely on their own investigations.

This information is subject to change without any prior notice. NBSPL reserves its absolute discretion and right to make or refrain from making modifications and alterations to this statement from time to time. Nevertheless, NBSPL is committed to providing independent and transparent recommendations to its clients, and would be happy to provide information in response to specific client queries.

Before making an investment decision on the basis of this research, the reader needs to consider, with or without the assistance of an adviser, whether the advice is appropriate in light of their particular investment needs, objectives and financial circumstances. There are risks involved in securities trading. The price of securities can and does fluctuate, and an individual security may even become valueless. International investors are reminded of the additional risks inherent in international investments, such as currency fluctuations and international stock market or economic conditions, which may adversely affect the value of the investment. Opinions expressed are subject to change without any notice. Neither the company nor the director or the employees of NBSPL accept any liability whatsoever for any direct, indirect, consequential or other loss arising from any use of this research and/or further communication in relation to this research. Here it may be noted that neither NBSPL, nor its directors, employees, agents or representatives shall be liable for any damages whether direct or indirect, incidental, special or consequential including lost revenue or lost profit that may arise from or in connection with the use of the information contained in this report.

Copyright of this document vests exclusively with NBSPL.

Our reports are also available on our website www.nirmalbang.com